




FOR MISSED COLLECTIONS CALL 434-970-3830  
(TRASH: Ext. 1, RECYCLING: Ext. 2)





CITY OF CHARLOTTESVILLE  
SOLID WASTE MANAGEMENT PROGRAM  
For More Information Call 434-970-3830

■ **RECYCLING GUIDELINES** [www.charlottesville.org/recycling](http://www.charlottesville.org/recycling)

CATEGORIES	YES	HOW	NO
<b>PAPER PRODUCTS</b>  <b>GLASS JARS &amp; BOTTLES</b> <b>ALUMINUM &amp; TIN</b>  <b>PLASTICS</b> 	<p>Paper towel and toilet paper tubes, newspapers and inserts, catalogs and magazines, printer paper, construction and notebook paper, paper bags, cardboard and pizza boxes.</p> <p>Food/beverage jars and bottles that are green, clear, and brown.</p> <p>Tin and bi-metallic containers, aluminum cans, tin food cans, clean aluminum foil, empty pie plates and food trays, empty aerosol cans.</p> <p>Plastics #1 to #7</p>	<p>Place acceptable items <b>loosely</b> in carts.</p> <p>Recycling carts will be collected <b>bi-weekly</b>.</p> <p>Carts should be placed at the end of your driveway or at the curb with a 3 to 4 foot clearance from mailboxes, poles and lamp posts.</p>	<p>No trash, diapers, clothing, styrofoam, plastic bags, caps or lids, food, compost, or yard waste.</p> <p><b>Do not set carts on sidewalks. Set in front of curb.</b></p>

■ **TRASH DISPOSAL GUIDELINES** [www.charlottesville.org/trash](http://www.charlottesville.org/trash)




CATEGORIES	YES	HOW	NO
<b>HOUSEHOLD TRASH</b> 	<p>Each bag or container requires a trash sticker or decal for it to be collected. Each bag or container up to 13 gallons requires a 13-gallon sticker, and each bag or container up to 32 gallons requires a 32-gallon sticker. <b>An annual decal is available for 32 to 96-gallon containers (for once a week customers only).</b></p>	<p>Trash stickers can be purchased at area grocery stores and at the Treasurer's Office in City Hall. Attach the appropriate sticker to the neck of the bag or the handle of the container. For worker safety the 50-lb weight limit for 32-gallon volume will be strictly enforced. <b>Call 970-3146 for information about the decal.</b></p>	<p>No household hazardous wastes, hot ashes, car parts, or recyclables.</p> <p><b>Do not set bags or containers on sidewalks. Set in front of curb.</b></p>
<b>LARGE ITEM DISPOSAL</b> 	<p>Curbside service for large furniture, appliances, tree limbs, and other large or bulky items that can't fit into a 32-gallon container. The following prices apply for collection in a 12-month period:</p> <ul style="list-style-type: none"> <li>• 1st collection: \$35</li> <li>• 2nd collection: \$50</li> <li>• 3rd collection: \$100</li> </ul>	<p>Call 970-3830 to schedule a collection date. Once a week curbside trash customers are eligible for this service.</p> <p><b>Max size pile: 6' x 8' x 10'</b></p>	<p>No automotive parts, hazardous waste, construction debris, or contractor spoils.</p> <p><b>Per city code, do not set items at curb earlier than 24 hours before scheduled date.</b></p>

■ **PLEASE HELP US HELP YOU!** Your trash and recyclables must be set out for pickup by 7:00 a.m. on your collection day. Strong winds and neighborhood pets can scatter trash if it is not prepared properly. It is not the collector's responsibility to clean up messes. To prevent trash from being scattered we recommend you 1) tie off each bag securely; 2) not let pets run loose; 3) set out trash only on your collection day.



■ **PER CITY CODE**, all containers, bags, recycling carts, uncollected refuse and bulk items need to be removed from the curb and carried back to your property set back line within 12 hours after collection.

**REMEMBER – PEOPLE, NOT MACHINES, COLLECT YOUR TRASH AND RECYCLABLES. PLEASE TREAT THEM AND YOUR COMMUNITY WITH RESPECT BY FOLLOWING THESE REASONABLE GUIDELINES. THANKS!**

## ■ ORGANIC WASTE MANAGEMENT GUIDELINES

CATEGORIES	YES	HOW	NO
<p><b>LEAF COLLECTION</b></p> 	<p>Free collection from November to January.  <b>Weekly collection:</b> Set bags at curb by Monday  <b>Vacuum collection:</b> Rake loose leaves to curb (twice per season)</p>	<p>Call 970-3830 for free bags and additional information.            Free leaf bags to be used only during leaf collection season.  <a href="http://www.charlottesville.org/leaves">www.charlottesville.org/leaves</a></p>	<p>No brush or grass clippings.  <b>Outside of the leaf collection season, leaf bags must have trash stickers to be collected.</b></p>
<p><b>AT HOME COMPOSTING</b></p> 	<p>Mow grass more often without bagging. Leave the clippings on the lawn as a natural fertilizer, or use clippings and leaves as mulch in garden and flower beds. Food wastes are also compostable.</p>	<p>Avoid mowing grass too low and when grass is wet. Don't let blade get dull.  <a href="http://www.charlottesville.org/composting">www.charlottesville.org/composting</a></p>	<p>Minimize chemical pesticides. They may kill beneficial earthworms. Read pesticide labels carefully.</p>
<p><b>KITCHEN WASTE DROP-OFF</b></p> 	<p>Free drop-off during the summer City Market season. Acceptable items include: fruits &amp; vegetables, nuts, grains &amp; rice, egg shells, flowers, coffee grounds &amp; filters, meat &amp; bones, fats, cooking oils &amp; greases, milk &amp; yogurt, uncoated paper (napkins/towels), certified compostable packaging.</p>	<p>Use a small pail or bucket and line it with a compostable bag to store your food waste. Bring your kitchen scraps to the City Market on Saturday mornings during the summer.  <a href="http://www.charlottesville.org/composting">www.charlottesville.org/composting</a></p>	<p>No trash, recyclables, or household hazardous waste.</p>

## ■ OTHER CATEGORIES

<p><b>HOUSEHOLD HAZARDOUS ITEMS</b></p> 	<p>Materials accepted at the RSWA Material Utilization Center: antifreeze, motor oil, batteries, florescent tubes, cell phones, oil-based and latex paints.            Materials accepted <b>twice yearly</b> at the RSWA Material Utilization Center: acids, gasoline, adhesives, pesticides, household cleaners, floor &amp; furniture polish, paint-related products and solvents.  <a href="http://www.rivanna.org">www.rivanna.org</a></p>
<p><b>FATS, OILS, AND GREASE (FOG)</b></p> 	<p>Examples of FOG include cooking oil, gravy, butter, sauces, lard, margarine, oils from raw and cooked meats, sour cream, mayonnaise, milk, cream, ice cream, soup, and salad dressing. <b>Waste from this category should never go down the drain or garbage disposal.</b> When washed down the sink, FOG sticks to the insides of sewer pipes. Over time, FOG buildup can block the flow of wastewater, causing sewage backflow to flood your home, your neighborhood, or a local body of water.            Scrape cooled FOG into a container and wipe remaining residual FOG with a paper towel before washing. Store FOG container in freezer and periodically scrape frozen FOG into the garbage or compost.  <a href="http://www.charlottesville.org/FOG">www.charlottesville.org/FOG</a></p>

If you have a question about other items, please email [environment@charlottesville.org](mailto:environment@charlottesville.org) or call 970-3301.

■ **PLEASE HELP US HELP YOU!** Your trash and recyclables must be set out for pickup by 7:00 a.m. on your collection day. Strong winds and neighborhood pets can scatter trash if it is not prepared properly. It is not the collector's responsibility to clean up messes. To prevent trash from being scattered we recommend you 1) tie off each bag securely; 2) not let pets run loose; 3) set out trash only on your collection day.

■ **PER CITY CODE**, all containers, bags, recycling carts, uncollected refuse and bulk items need to be removed from the curb and carried back to your property set back line within 12 hours after collection.

**REMEMBER – PEOPLE, NOT MACHINES, COLLECT YOUR TRASH AND RECYCLABLES. PLEASE TREAT THEM AND YOUR COMMUNITY WITH RESPECT BY FOLLOWING THESE REASONABLE GUIDELINES. THANKS!**